

Ogallala Quilt Festival 2022

Language of Quilts

April 1–2, 2022 — Dimmitt, Texas

Table of Contents

Area Hotels	22
Area Map	24
Auctions (Live and Silent)	4
Awards Dinner	2
Baskets, Buckets, & Goodies	20
Cancellation Policy	14
Classes & Lectures	13–18
Davis Giving Heart Award	5
Deadlines	2
Fantastic Friday Night	2, 16
Featured Guild Exhibit	4
Featured Quilter Exhibit	5
Featured Teacher Classes	13, 15, 16
Featured Teacher 2023	22
Festival Schedule of Events	3
Heart and Hand Award	4
Hoffman Special Exhibit	5
Jean Dean Scholarship	5
Junior Quilt Show Category	10
Junior Quilt Entry Form	10
Locations of Events and Classes	3
Ogallala Challenge	11
Ogallala Membership Form	23
Ogallala Membership Meeting	6
Ogallala Quilter's Society	2, 4, 6, 23
Quilt Entry Categories	7
Quilt Entry Definitions	7
Quilt Entry Drop-Off Locations	6
Quilt Entry Form	9
Quilt Entry Rules	8
Quilt Festival Awards	20
Raffle Quilt	22
Registration Form	21
Retreats	6
Regional Teacher Biographies	18
Saturday Afternoon Sampler	18
Scholarship Lecture	17
Show Judge	19
Summer Workshop	19
Volunteers	15

Featured Teacher: Kathy McNeil



Kathy McNeil is an internationally award-winning quilt artist, author, pattern designer, art quilt teacher and judge. Kathy offers workshops, trunk shows and lectures, and online classes.

Hand appliquéing thousands of little scraps of fabric together, she creates quilts that look like paintings. These wall hangings are inherently and symbolically full of love and comfort. Often using over a hundred different

fabrics in one composition, she revels in adding small details and surprises for the viewer to find. The quilting itself adds an additional element of texture to her work. Her quilts are frequently featured in museums, magazines, calendars, and international shows. Many of her quilts are in private collections.

Kathy says, “Every creative act begins as a connection between the artist and their world. Exploration of that moment of inspiration fuels the process of telling a story and making art. Results are never predictable, as the discovery is different each time. A mastery of techniques and design will be noted and appreciated by others, but will the magic that inspired the artist, reach out and touch someone else? When it does . . . something big is shared.”

Who do I call?

Quilt Entries

Kerri Forrest
575-219-5650
kjforrest25@gmail.com

Vendors

Janis Overman
432-978-8133
rdbjoverman@hotmail.com

Registration and Meals

Sherry Adkins
806-632-2381
tsadkins1981@gmail.com

Volunteers

Dawn Hodge
432-266-2179
dawnhodge@juno.com

Festival Deadlines

Friday, January 28

Nominations due for Heart & Hand Award

Friday, February 18

Quilt entry form deadline—or the first 200 entered, whichever comes first. Entry forms must be postmarked by February 18, 2022.

Wednesday, March 16

Class registration deadline

Deadline for reserving meal tickets for Awards Dinner and Fantastic Friday Night Dinner.

See Registration Form for meals and classes.

Tuesday, March 29, 9 AM

Quilts due at Dimmitt High School Activity Center by 9 AM

Live and silent auction donations due at Dimmitt High School Activity Center by 9 AM

Saturday, April 2

Quilt pickup begins at 6:30 PM at Dimmitt High School Activity Center or check with your drop-off locations for their dates and times.

Ogallala Awards Dinner

Awards Ceremony

Thursday, March 31

Dimmitt High School Cafeteria

Dinner and Program \$18.00 • Program Only \$10.00

Doors open at 5:30 PM

Meet & Mingle 5:30 – 6:30 PM (no reservation needed)

Reservations Required for Dinner

Complete the “Meals” section on Registration Form

Dinner begins at 7:00 PM

NO OUTSIDE FOOD ALLOWED

Fantastic Friday Night

Kathy McNeil:
Tips, Tricks & Stories

OQS Live Quilt Auction

Friday, April 1

Dimmitt High School Cafeteria

Dinner and Program \$18.00 • Program Only \$10.00

Reservations Required

Complete the “Meals” section on Registration Form

Doors open at 6:00 PM

Dinner begins at 7:00 PM

NO OUTSIDE FOOD ALLOWED

The Ogallala Quilter's Society

OQS is a nonprofit educational, non-discriminatory organization founded in 1997 to foster high standards of design, color, and workmanship in quilting; teach the art of quilting; and preserve our quilting heritage.

You can join Ogallala Quilter's Society!

Dues are \$20.00 per year.

Membership

Membership is open to all with an interest in the quilting arts.

With your yearly \$20 membership, you receive the following:

- Entry fee to Festival each day
- Free entry on first quilt entered (\$10 saved)
- Opportunity to attend the Ogallala retreats, bus trips, and special workshops.

To join or renew your membership for 2022, complete the Membership Form on page 23.

Festival Schedule of Events

Tuesday, March 29

Quilt entries will be accepted at the Dimmitt High School Activity Center until 9:00 AM. Check Drop-Off Locations listed on page 6 to see when quilts need to be at the locations.

Dimmitt Night 5:30 – 6:30 PM

Tuesday, March 29 – Thursday, March 31

Quilt judging and classroom setup

Thursday, March 31

Vendor setup

Kathy McNeil Class: 8:30 AM – 4:30 PM

You must have registered for this class and received a confirmation.

Meet & Mingle: 5:30 – 6:30 PM

Ogallala Awards Dinner: 7 PM – \$18.00

Reservations Required

Exhibits and Vendors will NOT be open Thursday

Friday, April 1

Kathy McNeil Classes: 8:30 – 11:30 AM & 1:30 – 4:30 PM

You must have registered for these classes and received a confirmation.

Festival Exhibits: 9:00 AM – 6:00 PM

Admission: \$5.00; Free to OQS Members • Good for ALL Exhibits

Regional Teacher Classes: 8:30 – 11:30 AM & 1:30 – 4:30 PM

Lectures 8:30 – 10:00 & 10:15 – 11:45 AM

Fantastic Friday Night Dinner: 7 PM – \$18.00

Reservations Required

Saturday, April 2

Kathy McNeil Class: 8:30 – 11:30 AM

You must have registered for this class and received a confirmation.

Regional Teacher Classes: 8:30 AM – 11:30 AM

Lectures 8:30 – 10:00 & 10:15 – 11:45 AM

Festival Exhibits: 9:00 AM – 5:00 PM

Admission: \$5.00; Free to OQS Members • Good for ALL Exhibits

Teacher Scholarship Lecture: 12 noon at Activity Center

Ogallala Membership Meeting: 12:30 PM at Activity Center

Saturday Sampler Classes (West Texas Coffee): 1:30 – 3:00 PM

Raffle Quilt Drawing and Basket Drawing: 4:00 PM

Silent Auction Closes, Winners Announced: 4:15 PM

Quilt pickup begins: 6:30 PM

Event & Class Locations

Registration,
Judged Quilt Show,
Vendors, Demonstrations,
OQS General Meeting,
Silent Auction,
Dimmitt High School Activity Center

Special Exhibits
Methodist Church and
Senior Citizens Center

Thursday Night Awards
Dinner
(March 31, 7 PM)
Dimmitt High School Cafeteria

Fantastic Friday Night Dinner
(April 1, 7 PM)
Dimmitt High School Cafeteria

Kathy McNeil Classes
Thursday, March 31
City Hall

Friday, April 1
West Texas Coffee

Saturday, April 2
Library

Regional Teacher Classes
Senior Citizens Center,
Rhoads Memorial Library,
Castro County AgriLife Building,
and City Hall

Class locations are based on the number of registrants. We are unable to inform registrants of the exact location of their classes at the time of registration. Please check the website the week before Festival for your class location or look for posted information at the Dimmitt High School Activity Center.

Small Quilt Live Auction and Small Quilt Silent Auction

We would love for you to make a small quilt or quilt-related item to be donated for our Auctions! The Auction Committee will determine whether to include your donation in the Live Auction at the Friday night dinner or the Silent Auction on Friday and Saturday at the Dimmitt High School Activity Center during the Festival. Be sure to label your quilts with the word "Auction" when dropping them off or mailing them.

The deadline for donating your small quilt/item is Tuesday, March 29, 2022, at 9:00 AM. Bring your donation to the Dimmitt High School Activity Center volunteer table, to a drop-off site with your show quilts (see page 6), or mail them to:

Karen Hutson
511 NW 2nd
Dimmitt, TX 79027

During the Festival, come by the display in the Dimmitt High School Activity Center and bid on your favorite quilt/item in the Silent Auction, or make a bid during the Live Auction on Friday night! All proceeds go to the scholarship fund and to the continued expansion of the Ogallala Quilt Festival. We appreciate your support!

OQS Houston and Doris Lust Heart and Hand Award

This award recognizes quilters who use quilting to benefit their communities, whether making quilts for those in need of a warm hug, teaching quilting to those who need to learn a skill, or meeting other quilt-related community needs. The honoree or honorees will be recognized at the Awards Dinner with a \$100 check to be used as needed in their project.

The award is named for Houston and Doris Lust of Dimmitt in honor of the contributions they have made to their community and to the Ogallala Quilter's Society. Nominees may be individuals or groups, but either the individual or someone in the group must be a member of the Ogallala Quilter's Society. If you would like to nominate a person or group for the Heart and Hand Award, please complete the form found on www.ogallalaquilters.org. Nominations are due Friday, January 28, 2022.

Featured Guild: Brazos Valley Quilt Guild

The Brazos Valley Quilt Guild has been celebrating quilting and educating Big Country quilters for 20 years. Founded in 2001 by longarm quilters Donna Mizer of Munday and Christi Ross of Guthrie, the club meets monthly in the central location of Benjamin. Quilters from Knox, King, Cottle, Wilbarger, Foard, Baylor, Lubbock, Taylor, Cook, and Haskell counties regularly meet to enjoy fellowship and potluck suppers. At one time, the youngest member was 9 years old and the oldest member was 90—and the love of patchwork quilting brought them all together.

The BVQG has grown into a vibrant club that is active in community service projects, annual retreats, and member trips to quilting destinations and events. The club is active in the spring "Cotton Patch Quilt Show."

Before YouTube and online classes, the BVQG assisted members with a quilt library and hands-on, monthly workshops. Quality programs on new and different techniques, block swaps, "strip" bingo, and fabric challenges keep the BVQG members busy throughout the year.

We welcome anyone to come and join us the 2nd Thursday of the month in Benjamin.

See this exhibit at the Senior Citizens Center

Friend Us on Facebook

If you find you have paid for a class and cannot attend, sell your class by posting it on Facebook.

Bookmark our website

www.ogallalaquilters.org

See past winners and other Ogallala Quilter's Society information on this site.

Featured Quilter: Amy Armenta

Amy writes, "I had a small clothing construction business in California 45 years ago. I sewed for the public for 10 years and acquired many fabric scraps, threads, and notions. Our transfer to Cannon Air Force Base in Clovis, New Mexico, with my military husband and teenage children, is when I became interested with the idea of using these fabrics and notions. Our household items had not arrived from storage yet, but we had a TV set. I became interested in PBS series of quilting and stained glass programs. I taped every episode and made numerous quilt blocks. Why also stained glass? Stained glass and quilting motifs are so interchangeable and versatile.

"After my retirement from the workforce in 1999, my quilting became serious. I began with traditional piecing, then graduated to other techniques, always reinventing myself. My bachelor of fine arts degree from Eastern New Mexico University in 2004 has helped me to appreciate color, texture, and values, and to create interest in my quilts and thus has resulted in my desire to venture into more artistic forms.

"Currently, my participation in the Clovis Quilter's Club and the Llano Estacado Quilt Guild has helped me grow as a quilter with monthly technique classes. Projects I have participated in include quilts for the Hartley House (a domestic shelter), baby quilts for the shelter, Christmas stockings for the Children's Home, fidget quilts for nursing homes, and quilts for our area veterans. I have also worked on Home Front Quilts and Blue Star Banners with the Caprock Quilters at Cannon AFB.

"Classes I have taught through local clubs and at Ogallala Quilt shows include color theory, mystery quilts, paper piecing, fabric origami, and painting on fabric. I also taught stained glass classes at Eastern New Mexico University.

"My husband Rudy and I have been married for 65 years. We have 3 children, 5 grandchildren, and 12 great grandchildren. Rudy and I are both retired.

"Finally, what do I feel about quilting? It is just what the doctor ordered. I go to bed tired at night, but it is a good tired and I always look forward to the next day of creating."

See this exhibit at the Methodist Church

Hoffman Special Exhibit

Always popular with our OQS attendees, the re-vamped Hoffman Challenge returns to Dimmitt this year. Plan to see this special exhibit of approximately 40 quilts from the contest's traveling trunks. Quilt categories in this challenge are pieced, appliquéd, and mixed technique. We will see some from each category, such as the one below. See the quilts and get information about how you can enter future challenges! There is no extra admission charge at the church.



2020 First Place Pieced:
Connecting the Dots
by Cathy Sperry

Come visit this outstanding display of quilts from around the world at the Methodist Church

Joyce and Duward Davis Giving Heart Award

This award was established by Mr. and Mrs. Stan Byrnes as a memorial given in memory of Joyce and Duward Davis and the many years of service they gave to the Ogallala Quilter's Society. It is awarded to someone who goes above and beyond, without public recognition, to do all the behind the scenes jobs that contribute so much to the success of the Ogallala Quilt Festival. The winner is chosen by the Board of Directors.

Jean Gilles Dean Scholarship

Jean Dean passed away in October 2016. A scholarship fund has been set up in her name through the Ogallala Quilter's Society. This scholarship will fund a participant to attend an Ogallala Quilt Festival class. The Board will select the lucky participant. Nominations will be accepted until January 29, 2022. If you would like to donate to the scholarship, send your OQS donations to Jean Grimes, 21103 FM 179, Wolfforth, TX 79382.



Winter Experience

January 27 – 30, 2022

Ceta Canyon, Happy, Texas

Cost: \$210 for 3 days or \$285 for 4 days
(includes meals, room with linens)

The Winter Experience is a time when our own quilting peers share some interesting and fun techniques they have learned and want to make available to others. If you would like to participate in any or all of the workshops, just make your selection on the Winter Experience registration form. There is no extra charge for participating in the classes!

For more information and registration forms, go to
www.ogallalaquilters.org



Fall Retreat

September 22–25, 2022

Ceta Canyon, Happy, Texas

Cost: \$285 for 4 days
(includes meals, room with linens)

The Fall Retreat is held each September at the Ceta Canyon Retreat Center near Happy, Texas. Each year a specific project is featured, but participation is optional. If you choose not to work on the project, bring your own projects. This is a great way to meet other quilters, learn some new techniques, get away from distractions at home, and sew, sew, sew.

For more information and registration forms, go to
www.ogallalaquilters.org

Ogallala Membership Meeting

All Members Invited

Saturday, April 2, at 12:30 PM

Dimmitt High School Activity Center Demo Area

The deadline for nominating officers is Friday, April 1, at 12:30 PM. Please place names in the labeled box located in the foyer at the Dimmitt High School Activity Center.

Quilt Entry Drop-Off Locations

Please DO NOT take your quilts to these locations before the drop-off times indicated below.

The Quilted Cowgirl, 17401 Lake Ridge Drive, Canyon, TX

Drop-off time: Monday, March 28, 3 – 5 PM
Contact: Janice Hathaway, 806-679-6470

Blue Wave Tanning, 1500 W 21st, Clovis, NM

Drop-off time: Friday, March 25, 10 AM – noon
Contact: Kerri Forrest, 575-219-5650

Karen Hutson, 511 NW 2nd, Dimmitt, TX

Drop-off time: Thursday, March 24, 1 – 5 PM
Contact: Karen Hutson, 806-647-6178
(Must call ahead)

**The Country Store Quilt Shop
115 N. Main St., Lovington, NM**

Drop-off times: Wednesday, March 23, 10 AM – 5 PM,
and Thursday, April 1, 10 AM – noon
Contact: Janis Overman, 432-978-8133

**The Sewing Studio, #14 Salem Village,
4601 South Loop 289, Lubbock, TX 79424**

Drop-off time: Monday, March 28, 10:30 AM – 4:30 PM
Contact: Sherry Adkins, 806-632-2381

**St Luke's Methodist Church, Thompson House
3100 W Louisiana Street, Midland, TX**

Drop-off time: Monday, March 28, 11 AM – 1 PM
Contact: Phyllis Price, 432-230-0884

Desert Rose

208 E. Main, Tucumcari, NM

Drop-off time: Until Friday, March 25, 1 – 2 PM
Contact: Dell Willis, 575-403-8054

Quilt Entry Categories

Exhibition Only—Non-Judged. Your quilt will be hung in an exhibition but the judge will not give comments. No ribbons will be awarded. Made by entrant or entrant and others. Maximum 92" wide and 93" long. Entry fee is \$5 each quilt, limit of 2. Need 4-inch sleeves.

Theme Quilt. Your interpretation of the theme of the 2022 Quilt Festival (Language of Quilts). Perimeter not to exceed 200". Constructed by one person.

Small Scale Quilt. Represents a scaled-down version of a full-size quilt. Piecing/appliqué/embellishments must be in proportion to the scale size of the finished quilt measurements. Perimeter not to exceed 100". Constructed by one person.

Modern Quilt. Inspired by clean, modern design. Could include focus on negative space, bold or solid colors, and/or improvisation. Made by one or more persons. Any size.

Machine Embroidery Quilt. Quilts featuring machine embroidery. Made by one or more persons. Any size.

Appliqué Quilts. The appliqué dominates over other techniques in amount or in effect. Perimeter over 200". Enter the proper category depending on the number of makers and Amateur/Professional status.

Pieced Quilts. Quilt is predominately pieced. Perimeter over 200". Enter the proper category depending on the number of makers and Amateur/Professional status.

Mixed Technique. Combination of pieced, appliqué, and/or embellishing techniques. Perimeter over 200". Enter the proper category depending on the number of makers and Amateur/Professional status.

Wall Quilt. Any technique. Perimeter not to exceed 200". Enter the proper category depending on the number of makers and Amateur/Professional status.

Art Quilt. The quilt must be **original** (created first-hand without copying the works of others or using a pattern created by others). **This is a one-person category.** An original work composed and created solely by the person submitting work, consisting of at least three layers (front, middle and back) quilted together with materials, color, and/or design used in a nontraditional form or format. May include mixed media, traditional fabric and thread, appliqué, embellishments, digital imagery, surface design, nonconventional finish techniques, or elements not normally found in traditional quilts. Enter the proper category depending on the size.

Specialty. Quilts constructed using quilting techniques including whole cloth, yo-yos, cathedral window, twilling, or panels. Any size. Made by one or more persons.

Challenge Quilt. See rules that came with your packet and include entry form from your packet with your registration. This is not included in the 4-entry limit.

Quilt Entry Definitions

- **Quilts** must consist of three distinct layers: top, middle, backing. These layers must be held together by hand- or machine-made functional stitches or other elements that clearly pierce and show through all three layers at one time and are distributed throughout the surface of the work. Stitches or elements must be visible on the back of the work. Edges of the work must be finished, but not necessarily with a traditional binding. Quilts must be able to be hung.

Perimeter means the total of all sides of the quilt.

Professional: Any person who sells his/her work, teaches, or has won any award in a juried competition such as Houston.

Amateur: Not a Professional.

The **two-person or group categories** are for any works that were made by more than one person (such as top made by one person and quilted by another).

Stationary Machine: Where the quilt is moved by hand under a sewing machine to do the quilting.

Track-Mounted Machine: Where the sewing machine is moved over the surface of the quilt to do the quilting.

Computer-Guided Machine: Where the computer guides the sewing machine over the surface of the quilt to do the quilting. This also includes embroidery machines.

Quilt Entry Rules: Please read ALL ENTRY RULES before submitting your entry.

Quilt Entry Process

- The **Quilt Entry Form, check, and picture deadline is February 18, 2022** (postmarked) or the first 200 entries, whichever comes first.

Four (4) entries per person are allowed, but no more than one quilt by a quilt maker may be entered in a category, and only one combination of quilt maker/quilter may enter a quilt in a two-person category. *Note:* This rule does not apply to the group category or exhibition category. Exhibition quilt limit is 5.

The Challenge Quilt does not count as one of the four (4) entries. You must include the separate entry form for the challenge quilt provided in the purchased packet with the regular entry form.

Quilts entered may not have been shown previously in an Ogallala Quilt Festival.

The type of machine used for quilting must be indicated on the entry form: stationary, track-mounted, or computer-guided.

Have two (2) copies of the Quilt Entry Form for each entry. Send the original entry form with your check and picture of the completed quilt top (attached to back of form), postmarked by **Friday, February 18, 2022, to Kerri Forrest, Ogallala Quilter's Society, 1863 Hachita Hills Drive, Clovis, NM 88101**. Save the second copy to attach to your quilt bag.

Your entry will not be accepted without a **hard copy color photo** of your **completed quilt top** attached to the entry form. Your quilt DOES NOT have to be quilted and bound at the time you send in your quilt entry. Photo can be printed on paper. Remember, your quilt's image (photograph) is all that the committee sees to determine category eligibility of your quilt for judging.

The fee is \$15 per entry for non-members; \$10 for OQS members (OQS members get 1st entry free). Exhibition quilt fee is \$5 per entry. Make check payable to Ogallala Quilter's Society and send with entry form.

Quilt Delivery Process

- All quilts must be completely finished upon delivery. No "works in progress" accepted. Each quilt must be in its own separate cloth sack with your name and phone

number affixed (written or sewn) to the cloth sack, and the second copy of the Quilt Entry Form attached with a safety pin to the bag. **NO PLASTIC BAGS!!!** And no straight pins!

- **All quilt entries must be at the Dimmitt High School Activity Center by 9:00 AM on Tuesday, March 29, 2022, to be exhibited at the Festival.**
- All quilts shipped must be through UPS only. A pre-paid return UPS label must be included. **Before shipping your quilts, contact Karen Hutson at 806-647-6178 for mailing instructions.**

All quilts must be clean and free of smoke and odor. Quilt Show Chair has the right to refuse any quilts on this basis.

All quilts must have a sleeve firmly sewn to the back with a 4" opening for a large/medium quilt or 2" opening for small/miniature. If a quilt is longer than 93", it MUST have a 4" sleeve at 90" from the bottom of the quilt to the top of the sleeve. Quilts without sleeves or with sleeves that have been safety pinned will not be hung. Sleeves for table runners and bed runners need to be on the **SHORT** ends.

Fabric identification labels must be visible and sewn to the back of all quilts, including miniatures. The label must be located in one of the lower corners on the back of the quilt. The name of the quilt and the quilter **MUST** be clearly printed on the label.

Special Notes

- Final category placement is at the discretion of the Show Chair. The Quilt Show Chair has the right to change any entry's category as appropriate. Quilts entered in inappropriate categories may not be hung.
- All participants are responsible for insuring their own quilts.
- **Quilts made from kits and/or blocks of the month are not eligible for the Cotton Boll Awards for color and design or for Best of Show, but are eligible for other awards.**
- Quilt pickup is at end of Festival, April 2, 2022, beginning at 6:30 PM. Quilts left after that time may be picked up at the drop-off locations, or you may contact Karen Hutson at 806-647-6178.

Form **MUST** be postmarked no later than **February 18, 2022**

Per entry fee is \$15 (non-members) or \$10 (OQS members, with 1st entry free)

Send to: Kerri Forrest, Show Chair, 1863 Hachita Hills Dr., Clovis, NM 88101

Exhibition quilts \$5 (limit 2). Make checks payable to OQS

Personal Information (*must provide complete information; please print legibly; download additional forms from www.ogallalaquilters.org*)

Last Name:		First Name:	
Address:		Email:	
City, State, Zip:		Phone:	

ALL of the following information about your entry **MUST** be completed! (*one entry per form; please complete all fields*)

Made by:	Pattern by:
Quilted by:	Pattern title:
Size of quilt in inches: Width: _____ Length: _____ <i>See Quilt Entry Rules about sleeve if quilt length is more than 93"</i>	Name of entry:
Is quilt an original design (not a pattern or variation)? <input type="checkbox"/> Yes <input type="checkbox"/> No	Is quilt from a Block of the Month pattern? <input type="checkbox"/> Yes <input type="checkbox"/> No
Is quilt made from a kit? <input type="checkbox"/> Yes <input type="checkbox"/> No	
Type of quilting (MUST check one): <input type="checkbox"/> Hand Quilted <input type="checkbox"/> Stationary (Quilt moved by hand under sewing machine) <input type="checkbox"/> Track (Sewing machine moved over quilt/hand guided) <input type="checkbox"/> Computer guided long-arm or embroidery machine	
Entry form MUST include a hard copy photograph of completed quilt top. NO photographs of works in progress. Quilt story (25 words or less):	

Check only one of the following categories (see definitions in Quilt Entry Rules)

<input type="checkbox"/> Exhibition Only–Non-Judged: Maximum 92" wide and 93" long	<input type="checkbox"/> Pieced Group Quilt: Perimeter over 200"
<input type="checkbox"/> Theme Quilt: Perimeter not to exceed 200"	<input type="checkbox"/> Mixed Technique Quilt Amateur: Perimeter over 200"; ONE-PERSON CATEGORY
<input type="checkbox"/> Small Scale Quilt: Perimeter not to exceed 100"	<input type="checkbox"/> Mixed Technique Quilt Professional: Perimeter over 200"; ONE-PERSON CATEGORY
<input type="checkbox"/> Modern Quilt: Any size	<input type="checkbox"/> Mixed Technique Two-Person/Group Quilt: Width 70" or less, and perimeter over 200"
<input type="checkbox"/> Machine Embroidery: Any size	<input type="checkbox"/> Mixed Technique Two-Person/Group Quilt Large: Width over 70"
<input type="checkbox"/> Appliqué Quilt Amateur: Perimeter over 200"; ONE-PERSON CATEGORY	<input type="checkbox"/> Wall Quilt Amateur: Perimeter not to exceed 200" ONE-PERSON CATEGORY
<input type="checkbox"/> Appliqué Quilt Professional: Perimeter over 200"; ONE-PERSON CATEGORY	<input type="checkbox"/> Wall Quilt Professional: Perimeter not to exceed 200" ONE-PERSON CATEGORY
<input type="checkbox"/> Appliqué Two-Person or Group Quilt: Perimeter over 200"	<input type="checkbox"/> Wall Quilt Two-Person/Group: Perimeter not to exceed 200"
<input type="checkbox"/> Pieced Quilt Amateur: Perimeter over 200"; ONE-PERSON CATEGORY	<input type="checkbox"/> Art Quilt: Perimeter not to exceed 150".
<input type="checkbox"/> Pieced Quilt Professional: Perimeter over 200"; ONE-PERSON CATEGORY	<input type="checkbox"/> Art Quilt Large: Perimeter exceeds 150".
<input type="checkbox"/> Pieced Two-Person Quilt: Width 70" or less; perimeter over 200"	<input type="checkbox"/> Specialty: Any size
<input type="checkbox"/> Pieced Two-Person Quilt Large: Width over 70"; perimeter over 200"	<input type="checkbox"/> Challenge Quilt: See rules. This is not included in the 4-entry limit.

I understand the Ogallala Quilter's Society will take every precaution in the care and handling of my quilt. I will not hold OQS responsible for any damage due to unforeseen events that might occur. I also understand that my signature gives OQS the right to use a photo of my quilt for promotion of the Ogallala Quilt Festival in any publications, advertisements, or catalogs of show quilts and other printed or electronic materials. Quilt pickup is at end of Festival, Saturday, April 2, beginning at 6:30 PM. Quilts left after that time may be picked up at the drop-off locations, or you may contact Karen Hutson at 806-647-6178.

Signature _____

Date _____

The Ogallala Quilter's Society has categories specifically for the new generation of quilters—those 18 years of age and younger. By entering a quilt, juniors become OQS members for this year. If you are 18 or younger and would like to enter a quilt, use the form below to submit your quilt entry. Please review the Quilt Entry Rules (page 8) to make sure the proper requirements are met. Additional rules for the Junior Quilt Category are the following:

1. 100% of single-person entries must be completed by the entrant: This includes the construction of quilt top, the quilting, and the binding.
2. If entrant has won Junior Best of Show twice, then entrant must enter show as an adult amateur.
3. Junior quilts may be quilted by an adult, but are not eligible for the Junior Best of Show award.
4. Entry fee is \$5. If you need a scholarship, please check with Show Chair Kerri Forrest at kjforrest25@gmail.com or 575-219-5650.

Form MUST be postmarked no later than **February 18, 2022**

Only one entry per person • Entry fee: \$5 • Make checks payable to OQS

Send to: Kerri Forrest, Show Chair, 1863
Hachita Hills Dr., Clovis, NM 88101

Last Name:		First Name:	
Address:		Email:	
City, State, Zip:		Phone:	
Age on 4/1/2022:	<input type="checkbox"/> 6–11 years old <input type="checkbox"/> 12–18 years old		

Quilt category:	
<input type="checkbox"/> Junior quilter only (made only by the junior)	<input type="checkbox"/> Two-person quilt (made by the junior & a friend/teacher or family member)
Made by: <input type="checkbox"/> Self <input type="checkbox"/> Friend/teacher <input type="checkbox"/> Family member	Pattern by:
Quilted by: <input type="checkbox"/> Self <input type="checkbox"/> (name:) _____	Pattern title:
Size of quilt in inches: Width: _____ Length: _____ <i>See Quilt Entry Rules about sleeve if quilt length is more than 93"</i>	Name of entry:
Is quilt an original design? <input type="checkbox"/> Yes <input type="checkbox"/> No	Is quilt from a Block of the Month pattern? <input type="checkbox"/> Yes <input type="checkbox"/> No
Is quilt made from a kit that includes fabric? <input type="checkbox"/> Yes <input type="checkbox"/> No	
Type of quilting (MUST check one): <input type="checkbox"/> Hand Quilted <input type="checkbox"/> Stationary (Quilt moved by hand under sewing machine <input type="checkbox"/> Track (Sewing machine moved over quilt/hand guided) <input type="checkbox"/> Computer guided long-arm or embroidery machine	

I understand the Ogallala Quilter's Society will take every precaution in the care and handling of my child's quilt. I will not hold OQS responsible for any damage due to unforeseen events that might occur. I also understand that my signature gives OQS the right to use a photo of my child's quilt for promotion of the Ogallala Quilt Festival in any publications, advertisements, or catalogs of show quilts and other printed or electronic materials. Quilt pickup is at end of Festival, Saturday, April 2, beginning at 6:30 PM. Quilts left after that time may be picked up at the drop-off locations, or you may contact Karen Hutson at 806-647-6178.

Print Name of Parent/Legal Guardian _____

Can only be accepted with signature of parent or legal guardian

Ogallala Challenge

Check out the Challenge Quilts on display in the Dimmitt High School Activity Center. They are amazing!

The winning quilter will receive the award of \$100 in "Ogallala Bucks" sponsored by **Scarborough Fabrics and Design** of Wolfforth, Texas, to be spent with Festival vendors or advertisers, plus first-place prize money. Be sure to look closely at these unique interpretations.

Quilters who finished the challenge quilts and enter them in the 2022 show will have the opportunity to purchase 2023 packets first. The remaining packets will be available for purchase (\$25) at the Dimmitt High School Activity Center.

2021 1st Place Winner
"Miss Flowers"
by Lori Mitteer
Roswell, New Mexico



You must purchase one of these packets to be eligible to enter the contest. Only a limited number of packets will be sold.

A note for those entering a Challenge quilt in the 2022 Show:

Only one challenge entry per person.

Your challenge entry does not count in the four quilts per person show limit.

All work on the challenge quilt must be done by the person entering the quilt.

Entry forms are due at the same time other 2022 show entries are due (Friday, February 18).

The \$25.00 fee paid for the packet at the 2021 show covers the packet of fabrics and entry fee for the 2022 challenge.

Each challenge entry must be entered on the 2022 OQS Quilt Entry Form (see page 9), and accompanied by a picture of your completed quilt top.

A copy of the numbered form that accompanies the purchased packet of fabric **MUST** also be attached to the entry form. **Entries will not be accepted without this numbered form as proof of purchase.**

The
Sewing
STUDIO

Natalie Buxkemper

4601 South Loop 289, #14 • Lubbock, Texas 79424

ph: 806.792.3863 fax: 806.792.1454

email: nbuxkemper@featherinocreations.com

web: thesewingstudiolubbock.com

Material Girls, Inc.
dba

Malouf's Fabrics

503 W. 11th • Friona, Texas 79035

Phone: (806) 250-3575 Fax: (806) 250-3598

Mon-Fri 8:00 - 6:00

www.maloufsfabrics.com

Saturday 8:00 - 5:00

material@wtrt.net

 **Husqvarna**

VIKING

PFAFF

Singer



The Sewing Cottage

714 North Main

Andrews, TX 79714

Phone: 432-524-7409

E-mail: sewingcottage@windstream.net

DBA Norma Wisdom

ThreadBear

Ann & Michael Siewert

2205B S. Main St.

Las Cruces, NM 88005

(575) 523-6565

threadbear.nm@gmail.com



www.threadbear-nm.com



COUNTRY STORE
QUILT SHOP
 and
Embroidery

115 North Main St. ~ Lovington, NM 88260
575-396-4914

For every \$20 purchase of regular priced fabric and notions,
 we will mark your card ~ Fill the card and receive \$20 FREE!

Pam's Quilting Corner

204 S. Western
 Amarillo, Texas 79106

806-373-7777
pamsquiltingcorner.com



Desert Rose Center

208 E. Main • Tucumcari, NM 88401
 Phone: 575-461-2342
 Fax: 575-461-2342
 Email: desertrosenm@plateautel.net

Open year-round. Mon-Sat 9am-5pm.

Hand Crafts • Fabric • Quilts
 Consignment Gifts • Sewing Classes Available
 On-site Balloon Souvenirs • Long Arm Quilting

Visit Ogallala vendor

2 Busy Beez

at their booth
 in the Activity Center



1715 Sudderth Drive, Ruidoso, NM 88345
 575-315-0541 store • 575-973-2191 cell

Jackie Lynn/Eugene Hunter, Owners

Website: www.aquiltingstitchuation.shop
www.Facebook.com/AQuiltingStitchuation
 Email: AQuiltingStitchuation@gmail.com



SCARBOROUGH
 FABRICS & DESIGNS

Scarborough Fabrics
 And Designs

806.441.9341
 806.620.5989
 8905 CR 7500
 Wolfforth, Texas 79382

Authorized
PFAFF DEALER
 SALES & SERVICE



Deb's Flying Needle

Quilting supplies, gifts and embroidery

www.debsflyingneedle.com

254-965-7577 info@debsflyingneedle.com

Thursday All-Day Class, March 31, 2022

8:30 AM – 4:30 PM



The Wonderful World of Landscape Quilts with Kathy McNeil (Th-101)

Discover the secrets that will help you realistically capture the beauty of nature. Learn to create depth and dimension in your pattern with simple tricks of fabric choices. Play with fabric paints to create those realistic highlights and shadows. Kathy will demonstrate a mix of appliqué techniques! Begin the journey of landscape quilting working on your pattern.

Level of difficulty: All levels

Cost: \$110

Supply list:

Sewing machines are NOT needed for this one day class. Students have 2 patterns to choose from for the class and **they must let OQS know at time of registration which choice they prefer** so that the pattern can be ordered:

- Choice A, Coastal Memories (more simple)
- Choice B, Rainbow Falls (more complex)

Other supplies:

- Fine point Sharpie, pencils, note-taking paper
- Paper and fabric scissors
- Glue pen
- Travel Iron and ironing mat with extension cord
- Pressing sheet
- Fabrics: batiks, small scale prints, Stonehenge prints, small scale novelty nature prints (AVOID solids): These will be determined according to the choice of pattern you chose (A) or (B). The pattern you chose will be sent to you before the class.
- 1.5 yards of Lite Steam a Seam 2 (if you plan to fuse your pattern) or ½ yard (if you only will be using it for smaller details in the pattern and using the Appliquick for the larger pieces)

Friday Morning Classes, April 1, 2022

8:30 AM – 11:30 AM



Appliqué the Easy Way with Kathy McNeil (Fr-201)

Let these adorable little owls teach you how easy appliqué can be. Each bird is created as a unit. Appliquick has a swift learning curve and people are so excited with this method.

Level of difficulty: All levels

Cost: \$95 (includes the kit fee of \$22 per student that goes to Kathy McNeil)

Kit includes 14 fabrics for 3 owls, glue surface, and one owl that has all the Appliquick templates already ironed to the fabric to save you time

Supply list:

- Basic sewing supplies
- Small, sharp appliqué scissors
- Hand appliqué needle and thread to match fabric (brown, grey, off white)
- Appliquick tools kit, which includes Appliquick turning rods, 1 unit of Appliquick interfacing, glue pen (available in class to purchase if you do not have)
- Pencils

8:30 AM – 11:30 AM



Stitched Mosaics with Tammy Tucker (Fr-202)

Learn the techniques to create a mosaic quilt. Fun and detailed work that transforms a picture to fabric form.

Level of difficulty: Intermediate to expert

Cost: \$55 (includes kit fee)

Supply list:

- Sewing machine

- Scissors, paper, and fabric
- Bobbin of neutral thread
- Pins
- Ruler
- Small iron
- Cutting mat and rotary cutter

Friday Morning Classes, April 1, 2022 (continued)

8:30 AM – 11:30 AM



Fabulous Feathers with Jean Grimes (Fr-203)

Beautiful flowing feathers can really set your quilting apart. We will practice on paper and then begin to stitch feathers using several different techniques. So many variations are possible to use in blocks and borders.

Level of difficulty: Intermediate, basic knowledge of free motion quilting required

Cost: \$55 (includes kit fees)

Supply list:

Sewing machine set up for quilting (feed dogs dropped, free motion or darning foot) with extension table if available
50 wt thread (colored, not white)
2 filled bobbins
• New needle – size 12 (universal or topstitch)
• Scissors
• Pen and paper
Thick pillow to sit on
Any quilting aids you want to try (I suggest Supreme Slider)

8:30 AM – 11:30 AM



Mini Carolina Lily with Elizabeth Lawrence (Fr-204)

A classic version of the Carolina Lily on a smaller scale. Using foundation piecing makes this small scale quilt easy to stitch. An added bonus to piecing on a smaller scale, you will find yourself becoming more precise at stitching a quilt block. 3" lily blocks make up the quilt. Make this quilt using 6, 12, or 20 blocks.

Level of difficulty: Intermediate

Cost: \$45 (includes pattern)

Supply list:

Sewing machine and open toe foot
Machine needle 70/10

- Fabric and paper scissors
 - Thin thread to match most fabrics
 - Small iron and small iron mat
 - Add-a-Quarter and Add-an-Eighth Rulers
- Fabrics needed for quilt size 20" x 24" (20 blocks):
- 3/4 yard light fabric for background
 - 1/2 yard for setting blocks
 - 1/2 yard for lily and border
 - 1/4 yard medium green and 1/4 yard dark green for leaves and stems
 - 5/8 yard for outside border and binding

Festival Lectures: Friday, April 1, 2022

Friday, April 1, 8:30 AM – 10:00 AM • \$15

What Judges Are Looking for ... How Do You Interpret a Judging Sheet? with Cinde Ebeling. Let's get the mystery out of the judge's sheet. This lecture will look at the judge's sheet with an open format for questions, discussion, and comments. So your viewpoint or mine or whose. . . And why?? (Fr-205)

Friday, April 1, 10:15 AM – 11:45 AM • \$15

Prepping for the LongArmer with Meredith Eaton

Come learn what to ask and bring and how to prepare your quilt top when taking it to someone you want to quilt your top on his or her long-arm quilting machine. Suggestions will be presented in a fun and memorable way, (Fr-206)

Cancellation Policy

If you must cancel a class for which you have registered, NO REFUNDS will be issued, but you may sell the class yourself. Just be sure to send a copy of your registration form with the person who buys your class.

If a class is cancelled by the Ogallala Board, a full refund will be issued. If you are on a waiting list and a class opening does not occur, a full refund will be issued.

Friday Afternoon Classes, April 1, 2022

1:30 pm – 4:30 pm



Razzle Dazzle Those Borders with Kathy McNeil (Fr-207)

Lecture format: Learn to add dynamic visual interest and excitement to your borders. What inspires border designs? How can you be more original? Multiple examples will be shown along with ideas, photos, design tips, and a discussion about basic construction options. Let's do more than frame or enlarge those quilt tops. Let's put some pizzazz into your final piece!

Level of difficulty: All levels

Cost: \$60 (no kit fee)

Supply list:

Paper and pen

Bring quilt tops that you want ideas for. We may get to discuss some.

1:30 PM – 4:30 PM



Baskets and Dashes with Nathalie Neill (Fr-208)

Have fun playing with 2 simple blocks and create your own top, making it as wonky and fun as you like.

Level of difficulty: Intermediate and advanced

Cost: \$45 (includes \$5 kit fee)

Supply list:

Sewing machine

Thread

- Scissors
- Rotary cutter
- Mat and ruler
- Scrap fabrics

1:30 PM – 4:30 PM



Foundation Piecing Basics with Elizabeth Lawrence (Fr-209)

Learn different ways to accomplish this precise process. Stitching through foundation versus not stitching through foundation. Stitching with interfacing, water soluble paper, and freezer paper. Chain stitch using a whole jelly roll strip. And lots more. This is a technique class: no project will be completed.

Level of difficulty: All levels

Cost: \$60 (includes \$20 kit fee)

Supply list:

Sewing machine with open toe foot

Cream colored thread

Add-a-Quarter and Add-an-Eighth Rulers

Rotary cutter and mat (small to medium size)

Glue stick

Thin straight pins

- Fabric and paper scissors
- Small iron and small ironing mat

Be a Volunteer! Get your OQS Pin!

Volunteers are always important at any event as large as the Festival. If you volunteer for 2 hours, you will receive one of the 2022 Limited Edition OQS Volunteer Pins. Please indicate the times you can volunteer on the registration form. From ticket takers to quilt watchers, we have a job for YOU!

For more information, contact Dawn Hodge at 432-266-2179 or dawnhodge@juno.com.

Friday Afternoon Classes, April 1, 2022 (continued)

1:30 PM – 4:30 PM



Ruler Work on a Domestic Machine with Cinde Ebeling (Fr-210)

Watch, learn, and practice using design rulers with your domestic sewing machine. Learn considerations, steps, what to watch for, and manipulating rulers to quilt designs that appear more difficult than they are.

Level of difficulty: Intermediate

Cost: \$55 (includes \$15 kit fee and use of Cinde's rulers)

Supply list:

Sewing machine
Ruler foot (to fit your sewing machine—different than straight-stitch foot or free motion foot)

Free motion foot (for your machine)

Regular straight stitch foot

Threads (one light and one dark in color)

Fabric scissors and thread snips

- Threads of 30, 40, 50, or 12 weights)

Fabric marking pen or pencil

Sewing machine needles (70/10, 80/12 or 90/14)

Tweezers (I like microtex sharps or quilting or embroidery)

Any quilting (sewing) rulers you have (please label them with your name or initials)

10 to 15 pins for basting

Friday Night Dinner Feature Teacher Lecture: Tips, Tricks and Stories with Kathy McNeil

Kathy shares tips on design, construction, and quilting from her 20 years of award winning work. This lecture is packed with education material and entertainment. The inspiration and stories behind her quilts will make you laugh and make you cry. This lecture is geared to inspire and build confidence in our creative process!

Doors open at 6 PM.

Saturday Morning Classes, April 2, 2022

8:30 AM – 11:30 AM



Introduction to Art Media with Kathy McNeil (St-301)

Kathy will demonstrate metallic Tsukineko inks, Inktense pencils, transparent water color paint crayons for over dying and shading, opaque paints, discharging color, shadow trapunto, and foiling. Practice painted appliqué on your preprinted parrot blocks. Discussion about how to use these wonderful options on your next quilting project.

Level of difficulty: All levels

Cost: \$95 (includes \$26 kit fee)

Kit includes:

Preprinted Parrot block(on Kona Cotton)
pre-fused

Set of 6 Inktense pencils

- 2 fabric brushes

- Sealed container of fabric medium

Piece of foil

Cotton sateen fabric for alcohol ink painting
sample, instructions, and project bag

8:30 AM – 11:30 AM



Triple Ties with Nathalie Neill (St-302)

A new pattern by Nathalie that pieces three bow ties into one block. This unique pattern allows you to choose the size of your block and lends itself to either scrappy or controlled fabric choices.

Level of difficulty: Basic piecing knowledge

Cost: \$50 (includes \$10 for the pattern)

Supply list:

Sewing machine
Rotary cutter and mat and ruler

Thread

- Scissors

- Pre-cut fabric to make 4 blocks in class:

For scrappy: 3 squares of 12 different fabrics

For coordinated: 10 squares of 3 different
color fabrics

- 40 squares of background fabric

Note: bring pre-cuts in the size you chose: 5 inch,
3.5 inch, or 2.5 inch

Saturday Morning Classes, April 2, 2022 (continued)

8:30 AM – 11:30 AM

Frankenbag with Kathy Hassell (St-303)



It's called a Frankenbag because it is made with pieces and parts put together. You can use orphan blocks, combined with fabrics you like. Black and white fabrics are often used.

Level of difficulty: All levels

Cost: \$50 (includes \$10 kit fee)

Supply list:

- Orphan blocks
- Black and white fabrics

- Other fabrics you love
- 1/2 yd fabric for lining
- Neutral thread
- Thread snips
- Sewing machine with walking foot (if you are using a featherweight machine, you don't need a walking foot)
- Free motion foot for your machine
- Cutting mat, ruler, rotary cutter

8:30 AM – 11:30 AM

It Looks Like a Kaleidoscope (Intro to Paper Piecing) with Cindy Whitaker (St-304)



This class will introduce you to simple paper piecing. Your quilt will be 48" x 56" before you add borders.

Level of difficulty: All levels

Cost: \$35 (no kit fee)

Supply list:

- Sewing machine in good working order with new needle
- Open toe foot
- Quarter inch foot

- Neutral thread and filled bobbin
- Rotary cutter and small cutting mat
- 12 inch ruler

Fabric List:

- 1 1/2 yards fabric for star points - Pre-cut into strips 12" wide by WOF
- 1 1/2 yards fabric for accent - Pre-cut into 96 1 1/2" x 10 1/2" strips
- Lots and lots of scrap strips cut no smaller than 1" wide and no larger than 2" wide

Festival Lectures: Saturday, April 2, 2022

Saturday, April 2, 8:30 AM – 10:00 AM • \$15

Let's Talk Borders with Trecia Spencer. Go over what width of border looks good. How to break the border up into 2 - 3 widths (for a more attractive look). How your quilt blocks can be a part of your border. Does your quilt even need a border? Different types or corners and how to construct them. A border should be more than a reason to make a quilt bigger. (St-305)

Saturday, April 2, 10:15 AM – 11:45 AM • \$15

Happy Endings with Trecia Spencer. Trecia will cover different ways to end a quilt without a traditional binding: Scallops, prairie points, etc. Learn how to fit these endings to dress up your quilt. (St-306)

The Earl and June Long Scholarship Lecture

Stitched Mosaics: Tammy Tucker

Want to be original, but still "follow the rules"? Join us for this lecture on an intriguing technique that allows you to capture a favorite image piece by piece—completely in fabric.

Saturday, April 2, at 12:00 NOON

Dimmitt High School Activity Center Demo Area

Saturday Afternoon Classes, April 2, 2022

1:30 PM – 3:00 PM

Saturday Afternoon Sampler: What a deal for only \$15! (St-307)

Four mini classes with four separate teachers:

Cindy Whitaker: Gadgets, Aren't They Great? Come see various gadgets for use with quilting and learn how to make some of them. Neat ideas and cost effective!

Gail Strickler: Holiday Themed Minis. Come learn how to use those seasonal themed fabrics to create small seasonal quilts or table toppers.

Jean Grimes: What Quilters Do with Elmer's Glue. Elmer's school glue is a great tool to add to your tool belt. Use it in place of pins to hold seams stable and secure until you sew. Use it in reverse appliqué, raw edge appliqué, and mitering corners.

Tammy Tucker: Puff Quilt. A currently popular, fun quilt to make. Come learn the how to and particulars in making this style quilt.

Sign up on Registration Form or pay at the door. Demos start promptly at 1:30 PM.

Regional Teacher Biographies

Cinde Ebeling is a mid-lifer who finds solace in color, fabric, thread, and creativity. She has sewn since she was a child, making doll clothes with her grandmother, and quilted since her children were in elementary school (yes, over 20 years now). Whether garments, quilts, art quilts, or life in general, Cinde tends to go to the path of her own drum; free motion design and art quilting fit her.

Jean Grimes was a traditional quilter who always wanted to change the pattern. Now she enjoys being an art quilter and playing with color through commercial fabrics, hand dyes, and painted fabrics.

Kathy Hassell is a quilter from the Bee Friends quilt group in Odessa. She loves learning new things and then sharing what she has learned with others!

Becky Holley took up quilting over 40 years ago and still loves every process of the craft. Traditional quilts are her first love. Working by hand, sewing machine, or longarm quilting fill most of her days. Becky lives outside of Midkiff, Texas, with her husband and their farm animals.

Elizabeth Lawrence has been quilting since 2003 when she retired and moved to Portales. She has been active in several quilt groups, has been a judge for several county fairs, and has taught classes in New Mexico and Texas, including many times for the Ogallala Quilt Festival.

Nathalie Neill has a unique eye for quilting and the ability to put almost any fabrics together to create beautiful, one of a kind quilts. She has her own line of quilt patterns and is a past recipient of the Earl and June Long Scholarship.

Trecia Spencer has been quilting since 1989. She had the privilege of teaching and sharing quilting with many through classes and retreat experiences and as a shop owner. Trecia is a recipient of the Earl and June Long Scholarship. She currently serves as president of the OQS Board of Directors.

Gail Strickler got serious about quilting in the early 1980s when she started piecing quilt tops for Sharlene Jorgensen of *Quilting from the Heartland*, who had just started her quilting company and could not keep up with designing quilts, writing books, overseeing production of her specialized templates, and starring in her televised quilt show. Since then, Gail has enjoyed working with color and she dabbles in all types of techniques to make quilts, wall hangings, table runners, and almost any other item that has to do with quilting.

Tammy Tucker, a retired elementary teacher, has taught summer sewing classes for children, is part of a church sewing group, and has taught at the Ceta Canyon Fall Retreat. She is this past year's recipient of the Earl and June Long Scholarship. She is excited to share her love of quilting and especially enjoys learning new methods of working with fabric.

Cindy Whitaker has been married to Lewis for 51 years. They have 2 sons and 4 grandchildren. She has been quilting for over 40 years and enjoys sharing her love of quilting with others.

Meredith Eaton lives in Portales, New Mexico, with her 4 young children and husband. Between being a farm and ranch wife and mom, Meredith enjoys hoarding fabric, piecing, and longarm quilting. She is the owner of Oasis Sewing Company, where she teaches classes and quilts for the public.

2022 OQS Summer Workshop

July 21 and 22, 2022

Vicki Conley:
Designing from Photo to Imagination
www.vicki-conley.com

Please bring a variety of inspiration photos of the same place. It usually makes a good design to combine elements from more than one image rather than just copying an image outright. If you want advice before the class, send your images to Vicki: vickiconley55@gmail.com

Day 1:

Short design lesson and how to simplify your photo into a graphic design.

Lesson in appliqueing with Floriani Stitch n wash stabilizer.

Working your own photos into a design and enlarging your pattern.

Fabric selection and using string piecing to enhance areas of your design.

Day 2:

Lesson on fussy piecing with gradation fabric on Floriani stabilizer.

Continue working on your own piece.

Details about price and location to come.

Get Your Quilt Appraised

Marcia Kaylakie of Turkey Creek Quilts LLC will be doing quilt appraisals on Friday April 1, at the Dimmitt High School Activity Center. The fee is \$65 per quilt and a limited number of spots will be available. Sign up during the Festival at Dimmitt High School Activity Center or contact Kerri Forrest 575-219-5650, kjforrest25@gmail.com.

Show Judge

Marcia Kaylakie



Marcia Kaylakie has been making, collecting, and appraising quilts since 1988, and is a Quilt and Quilted Textile Appraiser certified by the American Quilter's Society. Her

first book, *Texas Quilts and Quilters: A Lone Star Legacy* won the Texas Writer's League Violet Crown Award for nonfiction in 2008.

She has appeared in numerous books, magazines, and newspaper articles, and has been a guest on two television shows in Austin, Texas, on the making of religious quilts. Marcia was the curator of the art quilt exhibit *Eye of the Needle* at the Quattro Gallery in Austin, Texas, 2006, and curated the exhibit *Gone to Texas: Women and Quilts* at the Susanah Dickinson House Museum in 2012–2013.

Marcia is a member of the Austin Area Quilt Guild, the American Quilter's Society, the International Quilt Association, the American Quilt Study Group, the Lone Star Quilt Study Group and the Professional Association of Appraisers—Quilted Textiles. Her special interests include Mountain Mist quilts, Texas quilts and quilt-makers, and art quilts. She is currently researching material for two more books.

Marcia lives in Austin, Texas, with her husband, Bill, and their two dogs. She is the thrilled grandmother of 7! An avid quilter, Marcia enjoys a wide variety of styles as well as experimenting with new quilt techniques for her own quilts.

Ogallala Quilt Festival Awards

Check out this list of awards given at the Ogallala Quilt Festival, and you will see why a large number of winners leave happy and ready to enter again the next year. Some of these awards are unique to the OQS Festival.

Best of Show: This prestigious award features a cash prize of \$750 and is named by the show judge.

Junior Best of Show: This prestigious award features a cash prize of \$350 and is named by the show judge.

First, Second, Third, and Honorable Mention in each category: The first three are cash prizes and all are selected by the show judge. \$50, \$25, \$15. Ribbons: blue – 1st, red – 2nd, green – 3rd, yellow – HM.

Cotton Boll Awards: The prizes for these six awards are 14K gold and white quartz cotton boll charms and are given for Best Original Design, Best Use of Color, Hand Quilting, and for Machine Quilting: Stationary, Track-Mounted, and Computer-Guided. Design and Color awards are given to the person who made the quilt and the awards for Hand Quilting and Machine Quilting are given to the person who did the quilting. The show judge selects these winners. Each charm is valued at approximately \$200.

Fat Quarter and Silver Dollar Awards: All of these twenty to twenty-five awards are selected by a merchant/sponsor from an assigned group of quilts. The prize consists of fifty silver/gold dollars wrapped in a fat quarter of fabric.

Featured Teacher Award: The featured teacher selects the quilt he/she likes best and awards a gift of his/her choice to the winner.

Judge's Choice Award: After judging all the quilts and naming the other places and awards, the judge picks his/her personal favorite, and the quilter receives a cash prize of \$100.

Ogallala Challenge Scarborough Fabrics Award: This award of \$100 vendor/advertiser bucks is granted to the winner of the Ogallala Challenge and is named by the judge.

People's Choice Award: This is your chance to vote on the quilt you like best, and that quilter receives a cash prize of \$100 awarded at the close of the show.



Money for the places in each category comes from entry fees paid by those entering quilts. All other prizes are donated by sponsors. Be sure to notice who gives that prize money and tell them we greatly appreciate their participation.

The Board of Directors of the Ogallala Quilter's Society is always looking for more sponsors to help reward the work of quilters. If you would like to be a sponsor or you know someone who would, please contact us.

Baskets, Buckets, & Goodies!



Once again, our vendors stuff buckets to the brim with all kinds of notions and fabric. Don't miss an opportunity to walk away with a big bucket of goodies!

Tickets are \$1.00 each or 6 for \$5.00. Purchase tickets during the Festival at the Dimmitt High School Activity Center.

Registration Form: Deadline March 16, 2022

Please use one form for all classes and meals to help reduce administrative costs.

ONLY ONE REGISTRANT PER FORM — We are unable to process forms with multiple registrations.

Any questions about registration or meal availability, contact Sherry Adkins at 806-632-2381 or tsadkins1981@gmail.com

Send to: Sherry Adkins
3411 108th
Lubbock, Texas 79423

Personal Information (*must provide complete information*)

Name:		Email:	
Address:		Phone:	
City, State, Zip:			

Priority	Class Time	Teacher	Class Name	Cost
Thursday, March 31				
<input type="checkbox"/> 1 st	8:30 AM – 4:30 PM	Kathy McNeil	Th-101 Wonderful World of Landscape Quilts (\$110) Choose one: <input type="checkbox"/> A pattern <input type="checkbox"/> B pattern	\$ _____
Friday, April 1				
Please indicate your priority for each day. You will provide payment for your 1st choice				
<input type="checkbox"/> 1 st <input type="checkbox"/> 2 nd <input type="checkbox"/> 3 rd	8:30 AM – 11:30 AM	Kathy McNeil	Fr-201 Appliqué the Easy Way (\$95)	\$ _____
<input type="checkbox"/> 1 st <input type="checkbox"/> 2 nd <input type="checkbox"/> 3 rd	8:30 AM – 11:30 AM	Tammy Tucker	Fr-202 Stitched Mosaics (\$55)	\$ _____
<input type="checkbox"/> 1 st <input type="checkbox"/> 2 nd <input type="checkbox"/> 3 rd	8:30 AM – 11:30 AM	Jean Grimes	Fr-203 Fabulous Feathers (\$55)	\$ _____
<input type="checkbox"/> 1 st <input type="checkbox"/> 2 nd <input type="checkbox"/> 3 rd	8:30 AM – 11:30 AM	Elizabeth Lawrence	Fr-204 Mini Carolina Lily (\$45)	\$ _____
<input type="checkbox"/> 1 st <input type="checkbox"/> 2 nd <input type="checkbox"/> 3 rd	8:30 AM – 10:00 AM	Cinde Ebeling	Fr-205 Lecture: What Judges Are Looking For (\$15)	\$ _____
<input type="checkbox"/> 1 st <input type="checkbox"/> 2 nd <input type="checkbox"/> 3 rd	10:15 AM – 11:45 AM	Meredith Eaton	Fr-206 Lecture: Prepping for the LongArmer (\$15)	\$ _____
<input type="checkbox"/> 1 st <input type="checkbox"/> 2 nd <input type="checkbox"/> 3 rd	1:30 PM – 4:30 PM	Kathy McNeil	Fr-207 Razzle Dazzle Those Borders (\$60)	\$ _____
<input type="checkbox"/> 1 st <input type="checkbox"/> 2 nd <input type="checkbox"/> 3 rd	1:30 PM – 4:30 PM	Nathalie Neill	Fr-208 Baskets and Dashes (\$45)	\$ _____
<input type="checkbox"/> 1 st <input type="checkbox"/> 2 nd <input type="checkbox"/> 3 rd	1:30 PM – 4:30 PM	Elizabeth Lawrence	Fr-209 Foundation Piecing Basics (\$60)	\$ _____
<input type="checkbox"/> 1 st <input type="checkbox"/> 2 nd <input type="checkbox"/> 3 rd	1:30 PM – 4:30 PM	Cinde Ebeling	Fr-210 Ruler Work on a Domestic Machine (\$55)	\$ _____
Saturday, April 2				
Please indicate your priority for each time period. You will provide payment for your 1st choice				
<input type="checkbox"/> 1 st <input type="checkbox"/> 2 nd <input type="checkbox"/> 3 rd	8:30 AM – 11:30 AM	Kathy McNeil	St-301 Introduction to Art Media (\$95)	\$ _____
<input type="checkbox"/> 1 st <input type="checkbox"/> 2 nd <input type="checkbox"/> 3 rd	8:30 AM – 11:30 AM	Nathalie Neill	St-302 Triple Ties (\$50)	\$ _____
<input type="checkbox"/> 1 st <input type="checkbox"/> 2 nd <input type="checkbox"/> 3 rd	8:30 AM – 11:30 AM	Kathy Hassell	St-303 Frankenbag (\$50)	\$ _____
<input type="checkbox"/> 1 st <input type="checkbox"/> 2 nd <input type="checkbox"/> 3 rd	8:30 AM – 11:30 AM	Cindy Whitaker	St-304 It Looks Like a Kaleidoscope (\$35)	\$ _____
<input type="checkbox"/> 1 st <input type="checkbox"/> 2 nd <input type="checkbox"/> 3 rd	8:30 AM – 10:00 AM	Trecia Spencer	St-305 Lecture: Let's Talk Borders (\$15)	\$ _____
<input type="checkbox"/> 1 st <input type="checkbox"/> 2 nd <input type="checkbox"/> 3 rd	10:15 AM – 11:45 AM	Trecia Spencer	St-306 Lecture: Happy Endings (\$15)	\$ _____
<input type="checkbox"/> 1 st <input type="checkbox"/> 2 nd <input type="checkbox"/> 3 rd	1:30 PM – 3:00 PM	Saturday Sampler	St-307 See page 18 for description (\$15)	\$ _____

Meals (deadline for meal tickets is March 16, 2022)**How many?**

<input type="checkbox"/>	MEAL-101 Thursday Night Awards Dinner 3/31: \$18 each		
<input type="checkbox"/>	MEAL-102 Friday Night Kathy McNeil Lecture & Live Quilt Auction 4/1: \$18 each		
Please enter your Meal total here		_____ x \$18 =	\$ _____

I would like to make a donation to The Friends of Ogallala

\$ _____

Please enter the TOTAL AMOUNT enclosed with this form

\$ _____

Be a volunteer and get your OQS Pin! • Check the position for which you would like to volunteer and check the time(s) you are available. Feel free to volunteer as many times as you would like and your schedule permits. Complete the form below and someone will contact you.

NOTE: By volunteering for two hours, you will have priority registration for classes at the 2023 Festival.

Friday, April 1	Morning <input type="checkbox"/> 8 – 10 AM <input type="checkbox"/> 10 AM – Noon	Afternoon <input type="checkbox"/> Noon – 2 PM <input type="checkbox"/> 2 – 4 PM <input type="checkbox"/> 4 – 6 PM
Saturday, April 2	Morning <input type="checkbox"/> 8 – 10 AM <input type="checkbox"/> 10 AM – Noon	Afternoon <input type="checkbox"/> Noon – 2 PM <input type="checkbox"/> 2 – 4 PM <input type="checkbox"/> 4 – 6 PM

If you volunteer for 2 hours, you will receive one of the 2022 limited edition OQS pins. We have lots of opportunities available to help make our Festival a success! For more information, contact Dawn Hodge at 432-266-2179 or dawnhodge@juno.com.

Make checks payable to Ogallala Quilter's Society and send registrations to **Sherry Adkins, 3411 108th, Lubbock, Texas 79423**

OQS Raffle Quilt: Diamonds of the Garden

Tickets are \$1.00 each or 6 for \$5.00. Tickets can be purchased now and during the Festival. If you would like to purchase tickets now, contact us through Facebook or the website (www.ogallalaquilters.org) or call Kerri Forrest (575) 219-5650.

The 2022 OQS Raffle Quilt will be displayed at the Dimmitt High School Activity Center during the show.



Area Hotels

See the OQS website for a list of area hotels and mention the Ogallala Quilt Festival when you book your room!

Mark your calendars:
The 2023 Ogallala Quilt Festival
will be April 7 and 8

2023 Ogallala Quilt Festival Featured Teacher: Julia McLeod



Julia is an international award-winning quilt maker living and working in Northern California, just east of San Francisco.

She was born and raised in England, and worked

as a textile designer in the woolen and worsted mills of Yorkshire and Scotland before taking a job with a luxury tailoring company on London's Savile Row. A new position at a menswear company in New York City brought her to the United States, and she's been mostly here ever since.

Julia discovered quilt making on her travels through the small Amish towns of Pennsylvania. Some of the first quilts she made were for her young children. Since 2016 she has specialized in making silk quilts, sourcing her fabrics from neckties, clothing, and furnishing fabrics. She has a passion for reuse and recycling, which leads her to rescue vintage blocks and textiles. These reclaimed fabrics are usually the starting point of her quilts.

Ogallala Quilter's Society Membership Form

Membership Fee: \$20 yearly

Please Print Clearly

Name: _____

Address: _____

City: _____ State: _____ Zip: _____

Email: _____

Phone: _____ Date: _____

New Member _____ Renewing Member _____ Please mark one

Membership runs from January to December each year. Your membership allows free admission to the show, one free quilt entry, and newsletters keeping you up to date on Ogallala happenings.

Thank you for your continued support of Ogallala Quilter's Society

Mail form with check to:

Sherry Adkins, 3411 108th, Lubbock, Texas 79423

Find the Ogallala Quilter's Society on Social Media!

Website: www.ogallalaquilters.org

Facebook: Ogallala Quilter's Society

Board of Directors:


Trecia Spencer, President
Cinde Ebeling, Vice President
Jean Grimes, Treasurer
Mary Brock, Secretary
Sherry Adkins
Kerri Forrest
Karen Hutson
Janis Overman

Advisory Committee:

Darlene Collins
Becky Holley



The Ogallala Quilter's Society's website has everything you need to know about the organization's upcoming events, which will be updated frequently, allowing you to be kept up to date.



Ogallala Quilter's Society

Box 994

Dimmitt, TX 79027

www.ogallalaquilters.org

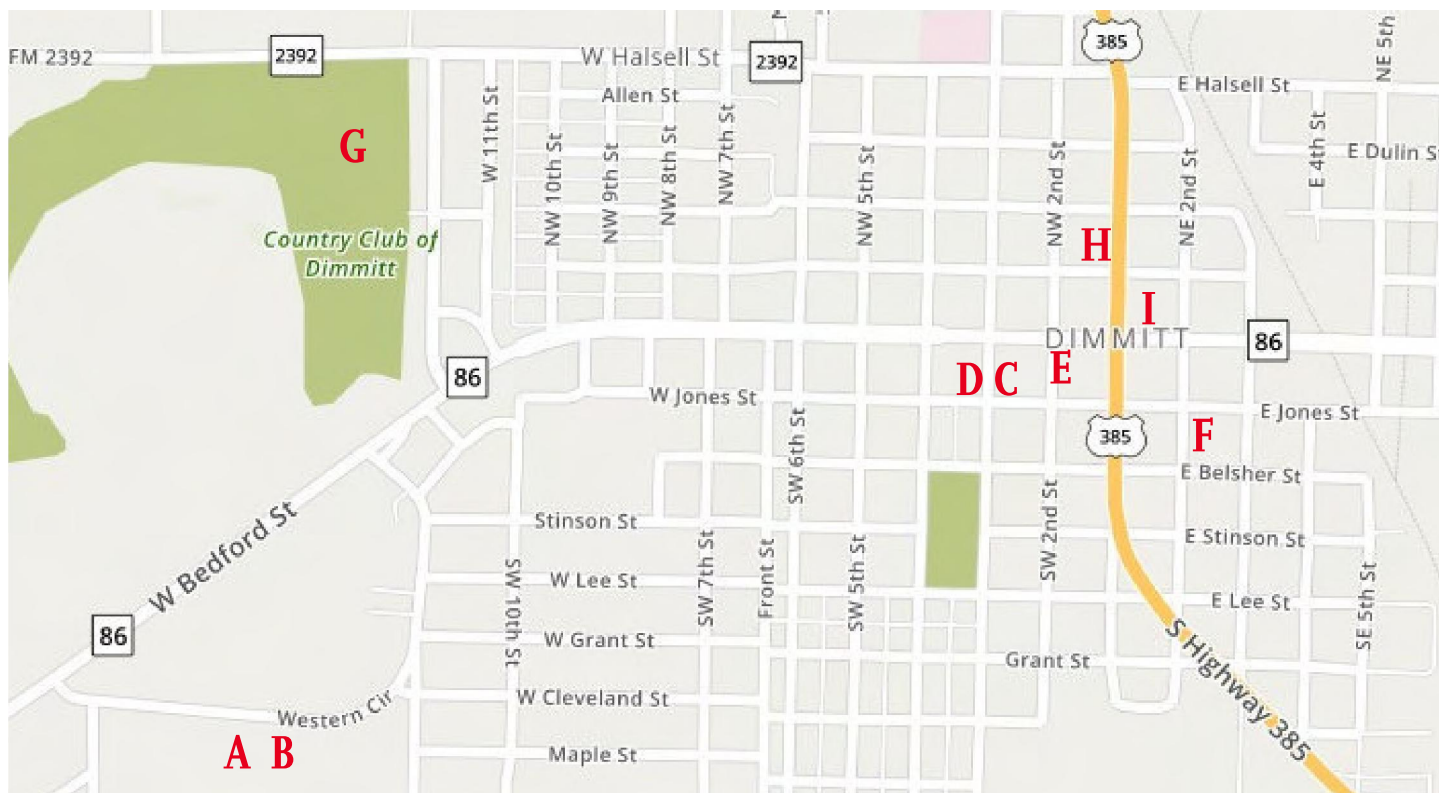


Covid Precautions

The Ogallala Quilter's Society will take every precaution needed to provide everyone with a safe and enjoyable festival experience. We will follow whatever protocol will be needed at the time of the Festival. As we do not know exactly what that looks like right now, we will post all the information you need on our website before the Festival date. Please check www.ogallalaquilters.org for the latest information.

Meet & Mingle Before Thursday Awards Dinner

If you're planning to attend the awards dinner Thursday evening, March 31, be sure and come early for our Meet & Mingle. It will be a special time to welcome our new friends and catch up with some old ones. There will be fun for all. Join us at the Dimmitt High School Cafeteria from 5:30–6:30 PM.



A – Dimmitt High School Activity Center, 1405 Western Circle

B – Dimmitt High School Cafeteria, 1405 Western Circle

C – Senior Citizen's Center, 218 W. Jones

D – United Methodist Church, 110 SW 3rd

E – Rhoads Memorial Library, 103 SW 2nd

F – City Hall, 200 E. Jones

G – Dimmitt Country Club, 1215 W. Halsell

H – Castro Co. AgriLife Extension Office, 205 N. Broadway
(use back door)

I – West Texas Coffee, 107 E. Bedford Street

Sorry, no animals allowed.