

Thursday All-Day Classes, March 30, 2023

8:30 AM – 4:30 PM



Starting with Silk with Julia McLeod (Th-101)

In this 6-hour workshop, you will learn how to use silk fabrics in your quilt-making. We will

- Identify silk fabrics and distinguish them from those made with other fibers
- Discuss fusible stabilizers and how to use them
- Learn an improvisational crazy-piecing method
- Learn fabric foundation piecing; we will draft our own simple muslin foundations

Questions? Contact Julia at
juliamcleodquilts@gmail.com

Level of difficulty: Experienced beginners

Cost: \$110

Supply list:

- See the OQS Festival website for the supply list for this class: ogallalaquilters.org
- Some silks and fusible interfacing will be available in class to purchase

9:00 AM – 3:00 PM



HQ Longarm Class: Introduction to the HQ (Th-102)

Does longarm quilting interest you, and you'd like to learn more about it? Or do you just want a review of longarm quilting basics? This class removes the mystery of longarm quilting by explaining machine and frame elements and features, how to load a quilt, and vital facts about thread, needles, and tension. Handi Quilter longarm machine and frame

systems come in various sizes for every budget and are user-friendly because they are designed by a quilter, for quilters—just like you!

Level of difficulty: All levels

Cost: \$150

Supply list: None

Friday All-Day Classes, March 31, 2023

8:30 AM – 4:30 PM



Piecing the Pineapple with Julia McLeod (Fr-201)

Piece the traditional Pineapple block using a uniquely lightweight, printed foundation made by EZ Piecing exclusively for my classes. This light-as-a-feather product adds no extra weight or bulk to your blocks.

We'll discuss color choices and careful color placement through fussy cutting. Ideal for working with silk and any fine, unstable fabrics, you can also take this class using quilters cottons.

Level of difficulty: Intermediate

Cost: \$110 (includes \$12 kit fee)

Supply list:

- See the OQS Festival website for the complete supply list for this class: ogallalaquilters.org

Cancellation Policy

If you must cancel a class for which you have registered, NO REFUNDS will be issued, but you may sell the class yourself. Just be sure to send a copy of your registration form with the person who buys your class.

If a class is cancelled by the Ogallala Board, a full refund will be issued. If you are on a waiting list and a class opening does not occur, a full refund will be issued.

Friday All-Day Classes, March 31, 2023 (continued)

9:00 AM – 3:00 PM



HQ Longarm Class: Rule(r) Your Quilts! (Fr-202)

If you love precision and consistency in your quilting designs, you will love using rulers and templates! These handy tools assist in placing designs accurately and stitching them out precisely. Learn to handle rulers and templates safely with the ruler base and Sure Foot, and how to achieve accuracy with the markings. The wide variety of

Handi Quilter rulers will inspire you to new design heights.

Level of difficulty: All levels

Cost: \$150

Supply list: None

Friday Morning Classes, March 31, 2023

8:30 AM – 11:30 AM



Chandelier Quilt with Nathalie Neill (Fr-203)

Come make the hottest quilt to hit Instagram in 2021. Quick piece the blocks and learn how to set blocks on point. Also learn the trick to making setting corners and caps.

Level of difficulty: Beginner

Cost: \$40 (no kit fee)

Supply list:

- Sewing machine in good working order
- Background fabric: 3 ½ yards
- Fabric: 41 5-inch squares and 2 matching 2 ½ inch squares for each 5-inch square
- Thread
- Sewing kit
- Rotary cutter, mat, and ruler

8:30 AM – 11:30 AM



Easy Cathedral Windows with Tammy Tucker (Fr-204)

This easy, straightforward process has you creating beautiful cathedral windows in a flash. This makes an 18 x 36 inch table runner. If you want a larger quilt, calculate 5 colored and 4 white squares per block.

Level of difficulty: All levels

Cost: \$40

Supply list:

- Sewing machine and thread
- Rotary cutter and mat
- Pins
- Ruler
- Fabric: charm pack (42 squares) or 5-inch squares
- Fabric: 42 5-inch squares of white or off-white



Handi Quilter
BY QUILTERS FOR QUILTERS

The Ogallala Quilter's Society wants to thank The Country Store in Lovington, New Mexico, for helping sponsor the longarm classes for this year festival. Some logistics are required for the great company to travel here to bring us their education, and Deann was very instrumental in helping us achieve this goal. Thank you, Deann, for your many years of support.

Friday Morning Classes, March 31, 2023 (continued)

8:30 AM – 11:30 AM



Quilts of Iceland Table Runner with Elizabeth Lawrence (Fr-205)

This class is a follow-up to the lecture and slide show that Elizabeth presented at the OQS 2021 Festival, about how the culture, history, geography, etc. of Iceland has influenced the quilting there. Lupin is actively planted by the Forestry Service for land reclamation and to prevent soil erosion because it grows in the barren volcanic soils of Iceland. The Northern Lights, or Aurora Borealis, is a common occurrence in winter when it's totally dark from about 3 PM to 11 AM. Directions for both small quilts will be available so you can make one in class and the other at home.

Level of difficulty: All levels

Cost: \$40

Supply list:

- Sewing machine in good working order
- Usual sewing supplies
- Rulers

Festival Lectures: Friday, March 31, 2023

Friday, March 31, 8:30 AM – 10:00 AM • \$15

Kansas City Star Patterns Then and Now with Trecia Spencer.

Trecia will take you back in time to when the Kansas City Star Patterns began publication. You will see blocks/quilts using these patterns then. We will venture into the present and see how we can use these patterns and how they have evolved.

Inspiration for future quilts and discussion will be a big part of this lecture. (Fr-206)

Friday, April 1, 10:15 AM – 11:45 AM • \$15

Creativity with Kathy Hassell. Kathy will talk about how to get ideas for challenge quilts. She will show examples of challenge quilts and show the inspiration for them. (Fr-207)

Friday Afternoon Classes, March 31, 2023

1:30 PM – 4:30 PM



Fidget Quilt with Gail Strickler (Fr-208)

Participants should be able to take home a finished fidget quilt for a child or an adult who needs to keep his or her fingers busy.

Level of difficulty: Beginner

Cost: \$50 (includes kit fee)

Supply list:

- Sewing machine
- Scissors
- Thread
- Fabric: 30-inch square for backing

1:30 PM – 4:30 PM



Boro/Sashiko Table Mat with Jean Grimes (Fr-209)

We'll patch together scraps and crumbs to make an 11 x 24 inch table mat or pillow or bag and sew it together boro style. We'll have time to visit with friends while we hand stitch.

Level of difficulty: All levels


Cost: \$45 (includes kit fee)

Supply list:

- Fabric scissors
- Thimble (optional)
- Needle threader

Friday Afternoon Classes, March 31, 2023 (continued)

1:30 PM – 4:30 PM



Play, Create, Cut Up & Quilt with Cinde Ebeling (Fr-210)

Come play with all types of art mediums on cloth, building up layer by layer to create your original masterpiece! Then redesign it using your scissors (or rotary cutter), threads, machine or hand stitching. A relaxing, fun, creative class to design an original work of quilt art. No experience needed. Music and chocolates of course!

Level of difficulty: All levels

Cost: \$60 (includes \$20 kit fee)

Supply list:

- Medium size cutting mat
- Rotary cutter
- Your imagination, a willing and carefree spirit
- Micron pen (you choose the size or sizes)
- Paint shirt or wear old clothes that can get dirty
- Medium to small paint brushes and small water container (to clean brushes in)
- Medium size ruler if want to cut straight lines
- Blue painters tape

1:30 PM – 4:30 PM



Stellar Rotation with Mary Brock (Fr-211)

Stars make exceptional quilts, and this class will cover the stellar rotation pattern that is sure to highlight your quilt. We will be creating two or three blocks forming bi-tone squares and pinwheels. This quilt has three size variations and is fat quarter friendly. Batiks work well for this design.

Level of difficulty: All levels

Cost: \$40

Supply list:

- Sewing machine

- 6 ½ inch ruler, rotary cutter and mat (small to medium size)
- Small iron and small ironing mat
- Background fabric that reads as a solid
- Fabric needed for quilt size 52 x 52 (4 blocks) (no borders):
 - Background 1 yd
 - Stars: 1/3 yd for each color, 4 different vibrant shades of fabrics that read as solids

Friday Night Dinner Feature Teacher Lecture: Rescue Me! with Julia McLeod

Julia says, “There’s nothing I like more than incorporating old and neglected materials into new quilts, bringing them out of years of storage and into the light of day. It saddens me to find a stack of vintage quilt blocks in a thrift shop or yard sale that were never made into a quilt. I love old table linens—but who uses them any more? Textile treasures from far away countries often languish in a drawer, looking out of place once we’ve brought them home, and thrift shop clothing can be made of lovely material but for various reasons, is unwearable. I say, Reach for your scissors and rescue these fabulous fabrics! Follow several projects from salvaged materials through to finished quilts and learn about the techniques I use to tame unusual textiles.”



Saturday All-Day Class, April 1, 2023

9:00 AM – 3:00 PM



HQ Longarm Class: Exploring Pro Stitcher (St-301)

Pro-Stitcher is an intuitive computer-guided quilting system designed especially for use with Handi Quilter longarm quilting machines. User-friendly and simple to operate, the step-by-step process for each function is easy and fun. Whether finishing your own quilts or consider a quilting business, come see the elegant and precise quilting

you can accomplish with Pro-Stitcher. New users, start here!

Level of difficulty: All levels

Cost: \$150

Supply list: None

Saturday Morning Classes, April 1, 2023

8:30 AM – 11:30 AM



Embroidered Tea Towel with Trecia Spencer (St-302)

Learn the history of tea towel embroidery. See examples of towels made back then and current towels. Learn stitches and complete a towel


Level of difficulty: Beginner

Cost: \$55 (includes kit fee)

Supply list:

- Embroidery needle
- Small hoop
- Scissors

8:30 AM – 11:30 AM



Bed Turning with Dr. Marian Ann Montgomery (St-303)

Have you ever wanted to know more about a quilt you inherited or bought from a dealer? Not sure of the date an antique quilt was made? Bring your treasures to a bed turning to share with the group and receive input from Museum of Texas Tech University Curator of Clothing and Textiles, Dr. Marian Ann Montgomery.

Level of difficulty: All levels


Cost: \$40 (no kit fee)

Supply list:

- Quilts you would like to have looked at by quilt historian and curator Dr. Marian Ann Montgomery. Students can bring up to 4 quilts each.

Saturday Morning Classes, April 1, 2023 (continued)

8:30 AM – 11:30 AM



Ice Dying with Kathy Hassell (St-304)

Learn how to dye fabrics using ice and powdered dye. Using the undiluted dye produces a bright saturation of color.

Level of difficulty: All levels

Cost: \$55 (includes kit fee)

Supply list:

- Plastic shoe box with lid
- Small wire basket that fits inside shoe box
- Mask
- Plastic gloves

Note: Kit includes dyes and fabric.

8:30 AM – 11:30 AM



Linked Together: A Creative 9-Patch with Tammy Tucker (St-305)

You will use the simplicity of a nine patch with a creative twist. Contrasting fabrics combine to give a 3-D effect that challenges the viewer to find the nine patch within. Supplies listed make a 60 x 60 inch quilt.

Level of difficulty: All levels

Cost: \$40 (no kit fee)

Supply list:

- Sewing machine and thread
- Rotary cutter and mat
- Pins
- Ruler

- Fabric: One yard each of two dominant/contrasting colors to make 176 2 ½ inch squares (for entire quilt)
- Fabric: ¼ yard each of two lighter versions of the dominant colors. Do not cut.
- Fabric: 5/8 yard of white. Do not cut.
- Fabric: 1/3 yard of a medium reading fabric of the dominant color. **Note:** medium must be a lot light than either dominant color.
- Fabric: ¼ yard for inner border
- Fabric: 1 yard for outer border

8:30 AM – 11:30 AM



Scrappy Trip with Nathalie Neill (St-306)

Turn your leftover strips into a fun and easy quilt. Supplies listed make a 72 x 84 inch quilt.

Level of difficulty: All levels

Cost: \$40 (no kit fee)

Supply list:

- Sewing machine in working order with foot pedal and cords.
- Neutral threads
- Regular sewing kit
- Rotary cutter and mat
- 2 ½ x 6 ruler or anything that allows you to cut 2 ½-inch strips
- 252 2 ½-inch strips (for entire quilt)

The Earl and June Long Scholarship Lecture

Play, Create, Cut Up, and Quilt: Cinde Ebeling

As the recipient of the Earl and June Long scholarship, Cinde Ebeling attended a class with quilt artist Katie Fowler. Cinde will share what she learned at this lecture. Come hear about using various art mediums to design an original art work that then gets incorporated into a quilt. Release your inner child artist!

Saturday, April 1, at 12:00 NOON

Dimmitt High School Activity Center Demo Area

Saturday Afternoon Classes, April 1, 2023

1:30 PM – 3:00 PM

Saturday Afternoon Sampler: What a deal for only \$15! (St-307)

Four mini classes with four separate teachers:

Kathy Hassell: Lemon Squeezy. Kathy will demonstrate how to make a quilt by a quilt-as-you-go method.

Gail Strickler: Continuous Prairie Points. Gail will demonstrate how to make and use continuous prairie points in your quilts.

Wendell Tucker: Landscape Appliqué and Others. Wendell describes a technique for transferring a picture or a drawing into any size quilt.

Jill Craig: From Rags to Bags. Jill will demonstrate how to create a crossover bag from a pair of denim jeans.

Sign up on Registration Form or pay at the door. Demos start promptly at 1:30 PM.



413 West Main Street
Rosebud, Texas 76570

Tues-Sat 10AM to 5PM
254-537-2015

myfabricbarn.com

17401 Lake Ridge Drive
Canyon, TX 79015
806-898-4281
www.thequiltedcowgirl.com
Liz Wood, Owner (liz@thequiltedcowgirl.com)

SHOP WITH US AT:
shop.thequiltedcowgirl.com
ETSY: www.etsy.com/shop/thequiltedcowgirl
FACEBOOK: The Quilted Cowgirl Etc.
INSTAGRAM: @thequiltedcowgirl

****REVIEWS****
Help others find us too by
REVIEWING US on Google, Facebook and Etsy.
Keep up with us on Facebook, Instagram,
Etsy, YouTube and Google
for our latest projects, fabrics & updates.

Our Founding Mothers

The Ogallala Quilter's Society wishes to say a special and heartfelt thank you to the wonderful, talented, and giving women who founded OQS:

Darlene Collins

Joyce Davis

Jean Dean

Alice Grant

Cenci Hardee

June Long

Doris Lust

Sharon Newman

Millie Riggs

Friend Us on Facebook

If you find you have paid for a class and cannot attend, sell your class by posting it on Facebook.

Bookmark our website

www.ogallalaquilters.org

See past winners and other Ogallala Quilter's Society information on this site.